

ENTRY & FEATURE CERAMIC PRINTED GLASS No.04
6mm / 10mm Toughened Glass in Clear or Low Iron.
Scale ; 2100mm x 750mm. Ratio 7 : 3. {Jpeg images}



JCFP13



JCFP14



JCFP15



JCFP16



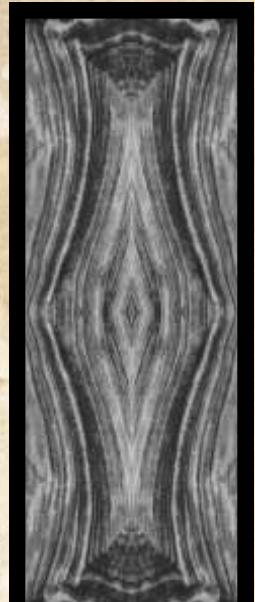
jCFP17



JCFP18



JCFP19



JCFP20



CFP21



CFP22



CFP23

ENTRY & FEATURE CERAMIC PRINTED GLASS No.05
6mm / 10mm Toughened Glass in Clear or Low Iron.
Scale ; 2100mm x 750mm. Ratio 7 : 3. {Jpeg images}



JCFP24



JCFP24A



JCFP25



JCFP25A



JCFP26



JCFP27



JCFP27A



JCFP32



JCFP28



JCFP28A



JCFP29




JCFP29A

ENTRY & FEATURE CERAMIC PRINTED GLASS No.06
6mm / 10mm Toughened Glass in Clear or Low Iron.
Scale ; 2100mm x 750mm. Ratio 7 : 3. {Jpeg images}



JCFP30



JCFP30A



JCFP31




JCFP31A




JCFP32



JCFP33



JCFP33A




JCFP42




JCFP34



JCFP34A

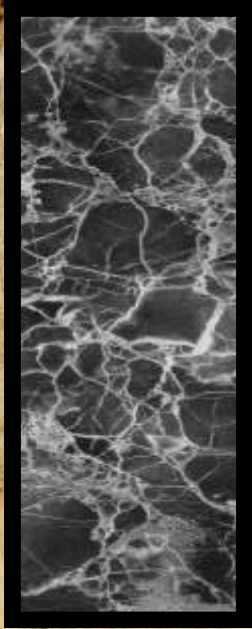


JCFP35



JCFP35a

ENTRY & FEATURE CERAMIC PRINTED GLASS No.07
6mm / 10mm Toughened Glass in Clear or Low Iron.
Scale ; 2100mm x 750mm. Ratio 7 : 3. {Jpeg images}



JCFP37



JCFP38



JCFP39



JCFP40



JCFP41




JCFP42



JCFP43



JCFP44



JCFP45



JCFP46



JCFP47



JCFP49