



# Halo Mirrors

Standard sizes & shapes

Polished or Beveled edges

S/Steel bodies & Heads for fixing

*Glass available: Clear, Low Iron, Grey, Bronze, Azurelite, Green*

*Other effects : Acid washed, sandblasted to rear of slump or border of mirror.*

Colour back slumped or silvered slumped

## HALO MIRROR FRAMES

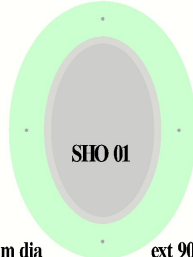
STANDARD OR CUSTOM SHAPES & SIZES

SANDBLASTED OR SLUMPED TEXTURAL GLASS

IN VARIOUS TYPES OF GLASS INCLUDING

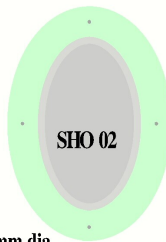
CLEAR, STARPHIRE ACID WASHED, BLUE, GREEN, BRONZE & GREY

ext 1100mm x 800mm  
int 800mm x 500mm  
4 x 10mm dia holes



SHO 01

ext 1000mm x 700mm  
int 700mm x 440mm  
4 x 10mm dia holes



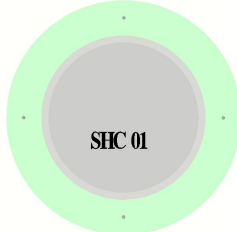
SHO 02

ext 800mm x 500mm  
int 600mm x 300mm  
4 x 10mm dia holes



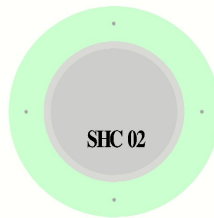
SHO 03

ext 1000mm dia  
int 700mm dia  
4 x 10mm holes



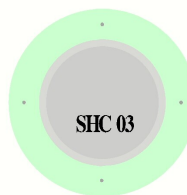
SHC 01

ext 900mm dia  
int 600mm dia  
4 x 10mm holes



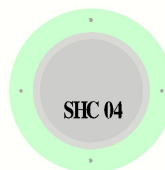
SHC 02

ext 800mm dia  
int 540mm dia  
4 x 10mm holes



SHC 03

ext 700mm dia  
int 500mm dia  
4 x 10mm holes



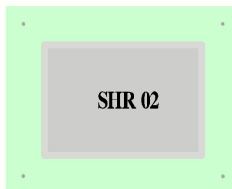
SHC 04

ext 1100 mm x 800mm  
int 800mm x 500mm  
4 x 10mm dia holes



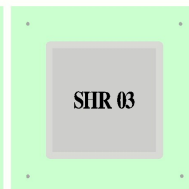
SHR 01

ext 1000 mm x 800mm  
int 700mm x 500mm  
4 x 10mm dia holes



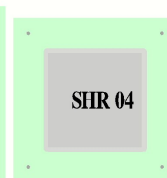
SHR 02

ext 800 mm x 800mm  
int 500mm x 500mm  
4 x 10mm dia holes



SHR 03

ext 700 mm x 700mm  
int 440mm x 440mm  
4 x 10mm dia holes



SHR 04

WITH BEVELLED SANDBLASTED OR POLISHED EDGE MIRRORS  
20MM OFF THE WALL S/STEEL FITTINGS FOR MOUNTING

SPECTRUM ART GLASS

sales@spectrumartglass.com.au

02 97370666